



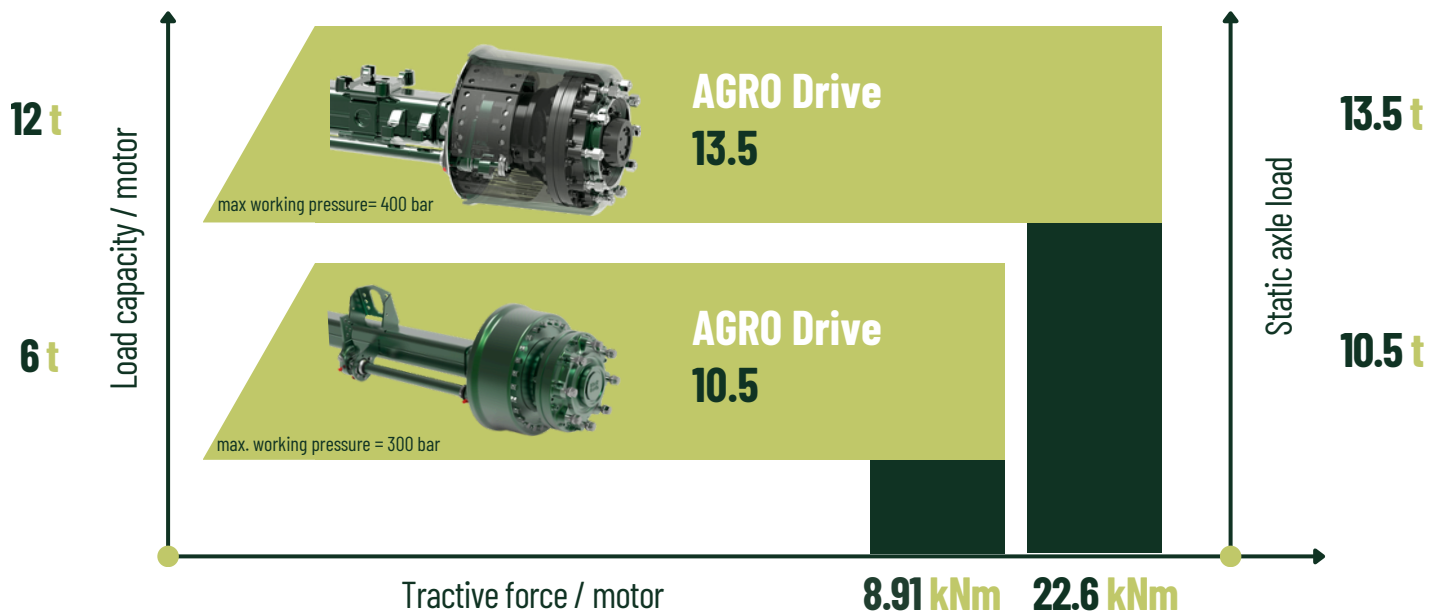
# BPW News

## AGRO DRIVE. More possibilities. Same BPW reliability.

The BPW Agro Drive product family stands for reliable traction, modular integration and proven BPW axle expertise.

Designed for demanding agricultural and forestry applications, Agro Drive solutions deliver high performance even in extreme operating conditions.

*„New axle variants for more application flexibility“*




## AD 10.5 with Stub Axle Version

Available as bolted stub axle version with or without hydraulic motor for maximum integration flexibility.

### Benefits

- Flexible vehicle integration
- Available driven or non-driven
- Compact installation design
- Easy serviceability
- Proven BPW axle technology



## AD 10.5 with or without brake

The AD 10.5 is now available in braked and non-braked configurations for application-specific vehicle concepts.

### Benefits

- Application-oriented setup
- Reduced system complexity
- Optimised vehicle weight
- Flexible configuration options
- Reliable traction performance



## AD 10.5 with HP Aggregate & Air Suspension

The AD 10.5 is now available as HP aggregate and with air suspension for enhanced comfort and performance.

### Benefits

- Improved ride comfort
- Better driving stability
- Optimised load distribution
- Flexible chassis integration






## AD 13.5 with Pendulum Version

The new pendulum version of the AD 13.5 provides superior ground contact and traction in extreme terrain conditions.

### Benefits

- Excellent ground following
- Increased traction off-road
- Reduced ground pressure
- Improved operational stability



## AD 13.5 with HP Aggregate Approved for even 16t

The AD 13.5 HP aggregate is now approved for applications up to 16 tons axle load.

### Benefits

- Higher payload capacity
- Increased operational reserve
- Heavy-duty performance
- Reliable under extreme loads
- Built for demanding transport applications

